



# SHREEJI AQUA TREATMENT PVT. LTD.

Innovative Environmental Solutions Under One Roof

Accredited by NABL as per ISO/IEC 17025:2017

Certified by ISO 9001:2015, ISO 14001:2015 & ISO 45001:2018

Recognized by Ministry of Environment, Forest & Climate Change (MoEFCC), Govt. of India, New Delhi

● ENVIRONMENT ● FOOD ● ANIMAL FOOD & FEED ● MICROBIOLOGY

Laboratory Recognized by Ministry of Environment, Forest & Climate Change, Govt. of India & NABL Valid Up to 13/06/2026.

Test Report No.	SL/24-25/10/MAA/05H, 39ay, 42y, 62m, 89s, 99d, 103T, 111r, 45.	T.R. Date	05/11/2024
Customer Name and Address	M/s. VEDANTA LIMITED VALUE ADDITION BUSINESS, AMONA AND NAVELIM, BICHOLIM – GOA.		
Letter Ref / Date.	Ref. No. 4920073612 dated 14/10/2024		
Sampling Done By	SATPL Representative	Page No.	1 of 1
Month of Sampling	OCTOBER- 2024		

### SAMPLING DETAILS - AMBIENT AIR MONITORING :-

Sampling Location	Location 1 - Near Amona Gate
Duration of Sampling [Hrs]	24
Average Ambient Temperature [°C]	28.0
Average Relative Humidity [%]	89

### ANALYSIS REPORT :-

Sr. No.	Report No.	Date of Sampling	Parameters											
			PM <sub>10</sub>	PM <sub>2.5</sub>	SO <sub>2</sub>	NO <sub>x</sub>	NH <sub>3</sub>	CO***	Pb	C <sub>6</sub> H <sub>6</sub>	As	Ni	O <sub>3</sub> ***	B(a)P
1	SL/24-25/10/MAA/05H	03/10/2024	55.01	27.45	11.72	18.13	<20.0	0.28	<0.1	<1.0	<5.0	<5.0	<20.0	<0.2
2	SL/24-25/10/MAA/39ay	07/10/2024	49.17	24.95	9.77	15.23	<20.0	0.33	<0.1	<1.0	<5.0	<5.0	<20.0	<0.2
3	SL/24-25/10/MAA/42y	10/10/2024	46.31	23.29	11.07	16.95	<20.0	0.29	<0.1	<1.0	<5.0	<5.0	<20.0	<0.2
4	SL/24-25/10/MAA/62m	14/10/2024	50.22	25.78	10.42	15.58	<20.0	0.27	<0.1	<1.0	<5.0	<5.0	<20.0	<0.2
5	SL/24-25/10/MAA/89s	17/10/2024	51.06	26.20	12.37	16.09	<20.0	0.31	<0.1	<1.0	<5.0	<5.0	<20.0	<0.2
6	SL/24-25/10/MAA/99d	21/10/2024	53.12	27.03	9.12	17.01	<20.0	0.32	<0.1	<1.0	<5.0	<5.0	<20.0	<0.2
7	SL/24-25/10/MAA/103T	24/10/2024	50.71	25.37	8.46	13.41	<20.0	0.30	<0.1	<1.0	<5.0	<5.0	<20.0	<0.2
8	SL/24-25/10/MAA/111r	28/10/2024	49.79	24.95	11.72	17.33	<20.0	0.29	<0.1	<1.0	<5.0	<5.0	<20.0	<0.2
9	SL/24-25/11/MAA/45	31/10/2024	47.48	23.70	10.42	14.18	<20.0	0.31	<0.1	<1.0	<5.0	<5.0	<20.0	<0.2
NAAQS Limits*			100	60	80	80	400	4	1	5	6	20	100	1
Units			µg/m <sup>3</sup>	µg/m <sup>3</sup>	µg/m <sup>3</sup>	µg/m <sup>3</sup>	µg/m <sup>3</sup>	mg/m <sup>3</sup>	µg/m <sup>3</sup>	µg/m <sup>3</sup>	ng/m <sup>3</sup>	ng/m <sup>3</sup>	µg/m <sup>3</sup>	ng/m <sup>3</sup>

\*N.A.A.Q.S. – National Ambient Air Quality Standards.

\*\* Annual arithmetic mean of minimum 104 measurements in a year at a particular site taken twice a week 24 hourly at uniform intervals.

\*\*\* Hourly Value

### EQUIPMENT CALIBRATION DETAILS

Sr. No.	Equipment Name	Equipment ID	Certificate No.	Calibration Detail	
				Calibrated Date	Calibration Due Date
19-F-95	Flow Calibrator for DGM & Rota meter (Dry Gas Meter)	SATPL/AIR/FC/18	FF03221	16.03.2024	15.03.2025
19-F-95	Flow Calibrator for DGM & Rota meter (Stop Watch)	SATPL/AIR/FC/18	ET03222	16.03.2024	15.03.2025
0219	Top loading Orifice Flow Calibrator	SATPL/AIR/TLOC/22	FF03227	18.03.2024	17.03.2025
1119	Digital Barometric Pressure Indicator	SATPL/AIR/BP/05	ME03228	18.03.2024	17.03.2025
-----	FINE DUST SAMPLER (PM 2.5)	SATPL/AIR/AAS/34	ASFM/2023-24/205-12	19.03.2024	18.03.2025
-----	RDS ( PM 10 )	SATPL/AIR/AAS/34	ASFM/2023-24/205-12	19.03.2024	18.03.2025
-----	Gaseous Attachment Sample	SATPL/AIR/AAS/34	ASFM/2023-24/205-12	19.03.2024	18.03.2025
55627	Digital Electronic Balance	SL/SMB/41	ACS/456/CM 30/230072	19.03.2024	18.03.2025
NA	Digital Spectrophotometer Model	SL/UV/34	-----	In-house Calibration	

Review By,

Sr. Analyst



-----End of Test Report-----

For Shreeji Aqua Treatment Pvt.Ltd.

Quality Manager  
Authorized Signatory

**Pune:** Plot No. B-24, H Block, Lal Topi Nagar, Morewadi, MIDC, Pimpri-Chinchwad, Maharashtra 411018.

**Lab:** 1&4, Shreeji Terrace Apt. Plot No. 53, Purna Nagar, Chikhali, Pune: 411019

**Vadodara:** Plot No.1, Shah Ind. Park-1, Vadodara-Savli, Lamdapura. 391 775 Dist. Vadodra

**Customer Care No.:** +919225247365 **Email:** info@shreejiaqua.com **Web:** www.shreejiaqua.com

*Shreeji Aqua is always subject to improvement for better customer satisfaction, we welcome your feedback on [pune\\_lab@shreejiaqua.com](mailto:pune_lab@shreejiaqua.com)*



# SHREEJI AQUA TREATMENT PVT. LTD.

Innovative Environmental Solutions Under One Roof

Accredited by NABL as per ISO/IEC 17025:2017

Certified by ISO 9001:2015, ISO 14001:2015 & ISO 45001:2018

Recognized by Ministry of Environment, Forest & Climate Change (MoEFCC), Govt. of India, New Delhi

● ENVIRONMENT ● FOOD ● ANIMAL FOOD & FEED ● MICROBIOLOGY

Laboratory Recognized by Ministry of Environment, Forest & Climate Change, Govt. of India & NABL Valid Up to 13/06/2026.

Test Report No.	SL/24-25/10/MAA/051, 39az, 42z, 62n, 89t, 99e, 103U, 111s, 46.	T.R. Date	05/11/2024
Customer Name and Address	M/s. VEDANTA LIMITED VALUE ADDITION BUSINESS, AMONA AND NAVELIM, BICHOLIM – GOA.		
Letter Ref / Date.	Ref. No. 4920073612 dated 14/10/2024		
Sampling Done By	SATPL Representative	Page No.	1 of 1
Month of Sampling	OCTOBER- 2024		

### SAMPLING DETAILS - AMBIENT AIR MONITORING :-

Sampling Location	Location 2 - Opp. BSNL Exchange
Duration of Sampling [Hrs]	24
Average Ambient Temperature [°C]	28.0
Average Relative Humidity [%]	89

### ANALYSIS REPORT :-

Sr. No.	Report No.	Date of Sampling	Parameters												
			PM <sub>10</sub>	PM <sub>2.5</sub>	SO <sub>2</sub>	NO <sub>x</sub>	NH <sub>3</sub>	CO***	Pb	C <sub>6</sub> H <sub>6</sub>	As	Ni	O <sub>3</sub> ***	B(a)P	
1	SL/24-25/10/MAA/051	03/10/2024	45.45	23.29	10.42	17.65	<20.0	0.34	<0.1	<1.0	<5.0	<5.0	<20.0	<0.2	
2	SL/24-25/10/MAA/39az	07/10/2024	51.72	26.20	12.37	15.52	<20.0	0.28	<0.1	<1.0	<5.0	<5.0	<20.0	<0.2	
3	SL/24-25/10/MAA/42z	10/10/2024	53.63	27.03	9.77	13.76	<20.0	0.30	<0.1	<1.0	<5.0	<5.0	<20.0	<0.2	
4	SL/24-25/10/MAA/62n	14/10/2024	49.60	24.95	11.07	16.31	<20.0	0.29	<0.1	<1.0	<5.0	<5.0	<20.0	<0.2	
5	SL/24-25/10/MAA/89t	17/10/2024	43.21	22.04	8.46	16.03	<20.0	0.31	<0.1	<1.0	<5.0	<5.0	<20.0	<0.2	
6	SL/24-25/10/MAA/99e	21/10/2024	48.65	24.53	11.72	14.08	<20.0	0.30	<0.1	<1.0	<5.0	<5.0	<20.0	<0.2	
7	SL/24-25/10/MAA/103U	24/10/2024	46.70	23.70	9.12	14.53	<20.0	0.32	<0.1	<1.0	<5.0	<5.0	<20.0	<0.2	
8	SL/24-25/10/MAA/111s	28/10/2024	50.78	25.37	10.42	16.85	<20.0	0.28	<0.1	<1.0	<5.0	<5.0	<20.0	<0.2	
9	SL/24-25/11/MAA/46	31/10/2024	45.35	23.29	12.37	17.01	<20.0	0.31	<0.1	<1.0	<5.0	<5.0	<20.0	<0.2	
NAAQS Limits*			100	60	80	80	400	4	1	5	6	20	100	1	
Units			µg/m <sup>3</sup>	µg/m <sup>3</sup>	µg/m <sup>3</sup>	µg/m <sup>3</sup>	µg/m <sup>3</sup>	mg/m <sup>3</sup>	µg/m <sup>3</sup>	µg/m <sup>3</sup>	ng/m <sup>3</sup>	ng/m <sup>3</sup>	µg/m <sup>3</sup>	ng/m <sup>3</sup>	

\*N.A.A.Q.S. – National Ambient Air Quality Standards.

\*\* Annual arithmetic mean of minimum 104 measurements in a year at a particular site taken twice a week 24 hourly at uniform intervals.


\*\*\* Hourly Value

### EQUIPMENT CALIBRATION DETAILS

Sr. No.	Equipment Name	Equipment ID	Certificate No.	Calibration Detail	
				Calibrated Date	Calibration Due Date
19-F-95	Flow Calibrator for DGM & Rota meter (Dry Gas Meter)	SATPL/AIR/FC/18	FF03221	16.03.2024	15.03.2025
19-F-95	Flow Calibrator for DGM & Rota meter (Stop Watch)	SATPL/AIR/FC/18	ET03222	16.03.2024	15.03.2025
0219	Top loading Orifice Flow Calibrator	SATPL/AIR/TL0C/22	FF03227	18.03.2024	17.03.2025
1119	Digital Barometric Pressure Indicator	SATPL/AIR/BP/05	ME03228	18.03.2024	17.03.2025
-----	FINE DUST SAMPLER (PM 2.5)	SATPL/AIR/AAS/27	ASFM/2023-24/205-10	19.03.2024	18.03.2025
-----	RDS ( PM 10 )	SATPL/AIR/AAS/27	ASFM/2023-24/205-10	19.03.2024	18.03.2025
-----	Gaseous Attachment Sample	SATPL/AIR/AAS/27	ASFM/2023-24/205-10	19.03.2024	18.03.2025
55627	Digital Electronic Balance	SL/SMB/41	ACS/456/CM 30/230072	19.03.2024	18.03.2025
NA	Digital Spectrophotometer Model	SL/UV/34	-----	In-house Calibration	

Review By,

Sr. Analyst



For Shreeji Aqua Treatment Pvt.Ltd.

Quality Manager  
Authorized Signatory

-----End of Test Report-----

Pune: Plot No. B-24, H Block, Lal Topi Nagar, Morewadi, MIDC, Pimpri-Chinchwad, Maharashtra 411018.

Lab: 1&4,Shreeji Terrace Apt. Plot No. 53, Purna Nagar, Chikhali, Pune: 411019

Vadodara: Plot No.1, Shah Ind. Park-1, Vadodara-Savli, Lamdapura. 391 775 Dist. Vadodra

Customer Care No.: +919225247365 Email: info@shreejiaqua.com Web: www.shreejiaqua.com

Shreeji Aqua is always subject to improvement for better customer satisfaction, we welcome your feedback on [pune\\_lab@shreejiaqua.com](mailto:pune_lab@shreejiaqua.com)



# SHREEJI AQUA TREATMENT PVT. LTD.

*Innovative Environmental Solutions Under One Roof*

Accredited by NABL as per ISO/IEC 17025:2017

Certified by ISO 9001:2015, ISO 14001:2015 & ISO 45001:2018

**Recognized by Ministry of Environment, Forest & Climate Change (MoEFCC), Govt. of India, New Delhi**

● ENVIRONMENT ● FOOD ● ANIMAL FOOD & FEED ● MICROBIOLOGY

Laboratory Recognized by Ministry of Environment, Forest & Climate Change, Govt. of India & NABL Valid Up to 13/06/2026.

<b>Test Report No.</b>	SL/24-25/10/MAA/05J, 39aaa, 42aa, 62o, 89u, 99f, 103V, 111t, 47.	<b>T.R. Date</b>	05/11/2024
<b>Customer Name and Address</b>	<b>M/s. VEDANTA LIMITED</b> <b>VALUE ADDITION BUSINESS, AMONA AND NAVELIM, BICHOLIM – GOA.</b>		
<b>Letter Ref / Date.</b>	Ref. No. 4920073612 dated 14/10/2024		
<b>Sampling Done By</b>	SATPL Representative	<b>Page No.</b>	1 of 1
<b>Month of Sampling</b>	OCTOBER- 2024		

**SAMPLING DETAILS - AMBIENT AIR MONITORING :-**

<b>Sampling Location</b>	Location 3 - Near Dispatch Gate
<b>Duration of Sampling [Hrs.]</b>	24
<b>Average Ambient Temperature [°C]</b>	28.0
<b>Average Relative Humidity [%]</b>	89

**ANALYSIS REPORT :-**

Sr. No.	Report No.	Date of Sampling	Parameters												
			PM <sub>10</sub>	PM <sub>2.5</sub>	SO <sub>2</sub>	NO <sub>x</sub>	NH <sub>3</sub>	CO***	Pb	C <sub>6</sub> H <sub>6</sub>	As	Ni	O <sub>3</sub> ***	B(a)P	
1	SL/24-25/10/MAA/05J	03/10/2024	51.76	25.78	8.46	13.83	<20.0	0.32	<0.1	<1.0	<5.0	<5.0	<20.0	<0.2	
2	SL/24-25/10/MAA/39aaa	07/10/2024	41.33	20.79	10.42	16.22	<20.0	0.28	<0.1	<1.0	<5.0	<5.0	<20.0	<0.2	
3	SL/24-25/10/MAA/42aa	10/10/2024	53.04	26.20	12.37	17.01	<20.0	0.31	<0.1	<1.0	<5.0	<5.0	<20.0	<0.2	
4	SL/24-25/10/MAA/62o	14/10/2024	46.19	22.87	9.77	18.41	<20.0	0.27	<0.1	<1.0	<5.0	<5.0	<20.0	<0.2	
5	SL/24-25/10/MAA/89u	17/10/2024	49.30	24.95	11.07	14.18	<20.0	0.29	<0.1	<1.0	<5.0	<5.0	<20.0	<0.2	
6	SL/24-25/10/MAA/99f	21/10/2024	44.12	22.46	9.12	15.58	<20.0	0.31	<0.1	<1.0	<5.0	<5.0	<20.0	<0.2	
7	SL/24-25/10/MAA/103V	24/10/2024	50.52	25.78	11.72	16.60	<20.0	0.27	<0.1	<1.0	<5.0	<5.0	<20.0	<0.2	
8	SL/24-25/10/MAA/111t	28/10/2024	52.74	26.61	10.42	17.65	<20.0	0.33	<0.1	<1.0	<5.0	<5.0	<20.0	<0.2	
9	SL/24-25/11/MAA/47	31/10/2024	42.94	21.21	9.12	13.13	<20.0	0.28	<0.1	<1.0	<5.0	<5.0	<20.0	<0.2	
<b>NAAQS Limits*</b>			<b>100</b>	<b>60</b>	<b>80</b>	<b>80</b>	<b>400</b>	<b>4</b>	<b>1</b>	<b>5</b>	<b>6</b>	<b>20</b>	<b>100</b>	<b>1</b>	
Units			µg/m <sup>3</sup>	µg/m <sup>3</sup>	µg/m <sup>3</sup>	µg/m <sup>3</sup>	µg/m <sup>3</sup>	mg/m <sup>3</sup>	µg/m <sup>3</sup>	µg/m <sup>3</sup>	ng/m <sup>3</sup>	ng/m <sup>3</sup>	µg/m <sup>3</sup>	ng/m <sup>3</sup>	

\*N.A.A.Q.S. – National Ambient Air Quality Standards.

\*\* Annual arithmetic mean of minimum 104 measurements in a year at a particular site taken twice a week 24 hourly at uniform intervals.


\*\*\* Hourly Value

**EQUIPMENT CALIBRATION DETAILS**

Sr. No.	Equipment Name	Equipment ID	Certificate No.	Calibration Detail	
				Calibrated Date	Calibration Due Date
19-F-95	Flow Calibrator for DGM & Rota meter (Dry Gas Meter)	SATPL/AIR/FC/18	FF03221	16.03.2024	15.03.2025
19-F-95	Flow Calibrator for DGM & Rota meter (Stop Watch)	SATPL/AIR/FC/18	ET03222	16.03.2024	15.03.2025
0219	Top loading Orifice Flow Calibrator	SATPL/AIR/TLOC/22	FF03227	18.03.2024	17.03.2025
1119	Digital Barometric Pressure Indicator	SATPL/AIR/BP/05	ME03228	18.03.2024	17.03.2025
-----	FINE DUST SAMPLER (PM 2.5)	SATPL/AIR/AAS/28	ASFM/2023-24/205-11	19.03.2024	18.03.2025
-----	RDS (PM 10)	SATPL/AIR/AAS/28	ASFM/2023-24/205-11	19.03.2024	18.03.2025
-----	Gaseous Attachment Sample	SATPL/AIR/AAS/28	ASFM/2023-24/205-11	19.03.2024	18.03.2025
55627	Digital Electronic Balance	SL/SMB/41	ACS/456/CM 30/230072	19.03.2024	18.03.2025
NA	Digital Spectrophotometer Model	SL/UV/34	-----	In-house Calibration	

Review By,

Sr. Analyst



For Shreeji Aqua Treatment Pvt.Ltd.

Quality Manager  
Authorized Signatory

-----End of Test Report-----

**Pune:** Plot No. B-24, H Block, Lal Topi Nagar, Morewadi, MIDC, Pimpri-Chinchwad, Maharashtra 411018.

**Lab:** 1&4, Shreeji Terrace Apt. Plot No. 53, Purna Nagar, Chikhali, Pune: 411019

**Vadodara:** Plot No.1, Shah Ind. Park-1, Vadodara-Savli, Lamdapura. 391 775 Dist. Vadodra

**Customer Care No.:** +919225247365 **Email:** info@shreejiaqua.com **Web:** www.shreejiaqua.com

*Shreeji Aqua is always subject to improvement for better customer satisfaction, we welcome your feedback on [pune\\_lab@shreejiaqua.com](mailto:pune_lab@shreejiaqua.com)*



# SHREEJI AQUA TREATMENT PVT. LTD.

Innovative Environmental Solutions Under One Roof

Accredited by NABL as per ISO/IEC 17025:2017

Certified by ISO 9001:2015, ISO 14001:2015 & ISO 45001:2018

Recognized by Ministry of Environment, Forest & Climate Change (MoEFCC), Govt. of India, New Delhi

● ENVIRONMENT ● FOOD ● ANIMAL FOOD & FEED ● MICROBIOLOGY

Laboratory Recognized by Ministry of Environment, Forest & Climate Change, Govt. of India & NABL Valid Up to 13/06/2026.

Test Report No.	SL/24-25/10/MAA/05K, 39aab, 42ab, 62p, 89v, 99g, 103W, 111u, 48	T.R. Date	05/11/2024
Customer Name and Address	M/s. VEDANTA LIMITED VALUE ADDITION BUSINESS, AMONA AND NAVELIM, BICHOLIM – GOA.		
Letter Ref / Date.	Ref. No. 4920073612 dated 14/10/2024		
Sampling Done By	SATPL Representative	Page No.	1 of 1
Month of Sampling	OCTOBER- 2024		

### SAMPLING DETAILS - AMBIENT AIR MONITORING :-

Sampling Location	Location 4 - Compound Wall Towards Navelim
Duration of Sampling [Hrs.]	24
Average Ambient Temperature [°C]	28.0
Average Relative Humidity [%]	89

### ANALYSIS REPORT :-

Sr. No.	Report No.	Date of Sampling	Parameters											
			PM <sub>10</sub>	PM <sub>2.5</sub>	SO <sub>2</sub>	NO <sub>x</sub>	NH <sub>3</sub>	CO***	Pb	C <sub>6</sub> H <sub>6</sub>	As	Ni	O <sub>3</sub> ***	B(a)P
1	SL/24-25/10/MAA/05K	03/10/2024	47.47	23.70	11.72	17.33	<20.0	0.28	<0.1	<1.0	<5.0	<5.0	<20.0	<0.2
2	SL/24-25/10/MAA/39aab	07/10/2024	50.78	24.95	10.42	13.76	<20.0	0.31	<0.1	<1.0	<5.0	<5.0	<20.0	<0.2
3	SL/24-25/10/MAA/42ab	10/10/2024	44.41	22.04	8.46	15.55	<20.0	0.28	<0.1	<1.0	<5.0	<5.0	<20.0	<0.2
4	SL/24-25/10/MAA/62p	14/10/2024	53.31	26.61	12.37	18.77	<20.0	0.30	<0.1	<1.0	<5.0	<5.0	<20.0	<0.2
5	SL/24-25/10/MAA/89v	17/10/2024	30.01	14.55	9.12	13.83	<20.0	0.29	<0.1	<1.0	<5.0	<5.0	<20.0	<0.2
6	SL/24-25/10/MAA/99g	21/10/2024	49.51	25.78	11.07	15.17	<20.0	0.28	<0.1	<1.0	<5.0	<5.0	<20.0	<0.2
7	SL/24-25/10/MAA/103W	24/10/2024	47.23	23.70	9.77	16.66	<20.0	0.32	<0.1	<1.0	<5.0	<5.0	<20.0	<0.2
8	SL/24-25/10/MAA/111u	28/10/2024	43.89	22.04	11.72	17.30	<20.0	0.31	<0.1	<1.0	<5.0	<5.0	<20.0	<0.2
9	SL/24-25/11/MAA/48	31/10/2024	50.87	25.37	8.46	14.81	<20.0	0.27	<0.1	<1.0	<5.0	<5.0	<20.0	<0.2
NAAQS Limits*			100	60	80	80	400	4	1	5	6	20	100	1
Units			µg/m <sup>3</sup>	µg/m <sup>3</sup>	µg/m <sup>3</sup>	µg/m <sup>3</sup>	µg/m <sup>3</sup>	mg/m <sup>3</sup>	µg/m <sup>3</sup>	µg/m <sup>3</sup>	ng/m <sup>3</sup>	ng/m <sup>3</sup>	µg/m <sup>3</sup>	ng/m <sup>3</sup>

\*N.A.A.Q.S. – National Ambient Air Quality Standards.

\*\* Annual arithmetic mean of minimum 104 measurements in a year at a particular site taken twice a week 24 hourly at uniform intervals.

\*\*\* Hourly Value

### EQUIPMENT CALIBRATION DETAILS

Sr. No.	Equipment Name	Equipment ID	Certificate No.	Calibration Detail	
				Calibrated Date	Calibration Due Date
19-F-95	Flow Calibrator for DGM & Rota meter (Dry Gas Meter)	SATPL/AIR/FC/18	FF03221	16.03.2024	15.03.2025
19-F-95	Flow Calibrator for DGM & Rota meter (Stop Watch)	SATPL/AIR/FC/18	ET03222	16.03.2024	15.03.2025
0219	Top loading Orifice Flow Calibrator	SATPL/AIR/TLOC/22	FF03227	18.03.2024	17.03.2025
1119	Digital Barometric Pressure Indicator	SATPL/AIR/BP/05	ME03228	18.03.2024	17.03.2025
210604173	FINE DUST SAMPLER (PM 2.5)	SATPL/AIR/AAS/36	ASFM/2023-24/205-13	19.03.2024	18.03.2025
210604173	RDS ( PM 10 )	SATPL/AIR/AAS/36	ASFM/2023-24/205-13	19.03.2024	18.03.2025
210604173	Gaseous Attachment Sample	SATPL/AIR/AAS/36	ASFM/2023-24/205-13	19.03.2024	18.03.2025
55627	Digital Electronic Balance	SL/SMB/41	ACS/456/CM 30/230072	19.03.2024	18.03.2025
NA	Digital Spectrophotometer Model	SL/UV/34	-----	In-house Calibration	

Review By,

Sr. Analyst



For Shreeji Aqua Treatment Pvt.Ltd.

Quality Manager  
Authorized Signatory

-----End of Test Report-----

Pune: Plot No. B-24, H Block, Lal Topi Nagar, Morewadi, MIDC, Pimpri-Chinchwad, Maharashtra 411018.

Lab: 1&4, Shreeji Terrace Apt. Plot No. 53, Purna Nagar, Chikhali, Pune: 411019

Vadodara: Plot No.1, Shah Ind. Park-1, Vadodara-Savli, Lamdapura. 391 775 Dist. Vadodra

Customer Care No.: +919225247365 Email: info@shreejiaqua.com Web: www.shreejiaqua.com

Shreeji Aqua is always subject to improvement for better customer satisfaction, we welcome your feedback on [pune\\_lab@shreejiaqua.com](mailto:pune_lab@shreejiaqua.com)



# SHREEJI AQUA TREATMENT PVT. LTD.

Innovative Environmental Solutions Under One Roof

Accredited by NABL as per ISO/IEC 17025:2017

Certified by ISO 9001:2015, ISO 14001:2015 & ISO 45001:2018

Recognized by Ministry of Environment, Forest & Climate Change (MoEFCC), Govt. of India, New Delhi

● ENVIRONMENT ● FOOD ● ANIMAL FOOD & FEED ● MICROBIOLOGY

Laboratory Recognized by Ministry of Environment, Forest & Climate Change, Govt. of India & NABL Valid Up to 13/06/2026.

Test Report No.	SL/24-25/10/MAA/05L, 39aac, 42ac, 62q, 89w, 99h, 103X, 111v, 49.	T.R. Date	05/11/2024
Customer Name and Address	M/s. VEDANTA LIMITED VALUE ADDITION BUSINESS, AMONA AND NAVELIM, BICHOLIM – GOA.		
Letter Ref / Date.	Ref. No. 4920073612 dated 14/10/2024		
Sampling Done By	SATPL Representative	Page No.	1 of 1
Month of Sampling	OCTOBER- 2024		

### SAMPLING DETAILS - AMBIENT AIR MONITORING :-

Sampling Location	Location 5 - Near Satteri Temple
Duration of Sampling [Hrs.]	24
Average Ambient Temperature [°C]	28.0
Average Relative Humidity [%]	89

### ANALYSIS REPORT :-

Sr. NO.	Report No.	Date of Sampling	Parameters											
			PM <sub>10</sub>	PM <sub>2.5</sub>	SO <sub>2</sub>	NO <sub>x</sub>	NH <sub>3</sub>	CO***	Pb	C <sub>6</sub> H <sub>6</sub>	As	Ni	O <sub>3</sub> ***	B(a)P
1	SL/24-25/10/MAA/05L	03/10/2024	51.78	25.78	8.46	16.60	<20.0	0.29	<0.1	<1.0	<5.0	<5.0	<20.0	<0.2
2	SL/24-25/10/MAA/39aac	07/10/2024	45.54	22.87	9.77	15.23	<20.0	0.32	<0.1	<1.0	<5.0	<5.0	<20.0	<0.2
3	SL/24-25/10/MAA/42ac	10/10/2024	47.72	23.70	11.07	18.41	<20.0	0.28	<0.1	<1.0	<5.0	<5.0	<20.0	<0.2
4	SL/24-25/10/MAA/62q	14/10/2024	53.89	27.03	9.12	17.62	<20.0	0.30	<0.1	<1.0	<5.0	<5.0	<20.0	<0.2
5	SL/24-25/10/MAA/89w	17/10/2024	44.83	22.46	10.42	13.73	<20.0	0.33	<0.1	<1.0	<5.0	<5.0	<20.0	<0.2
6	SL/24-25/10/MAA/99h	21/10/2024	42.59	21.62	11.72	14.81	<20.0	0.31	<0.1	<1.0	<5.0	<5.0	<20.0	<0.2
7	SL/24-25/10/MAA/103X	24/10/2024	50.93	25.78	8.46	17.36	<20.0	0.27	<0.1	<1.0	<5.0	<5.0	<20.0	<0.2
8	SL/24-25/10/MAA/111v	28/10/2024	47.91	24.12	11.07	18.77	<20.0	0.32	<0.1	<1.0	<5.0	<5.0	<20.0	<0.2
9	SL/24-25/11/MAA/49	31/10/2024	52.07	26.20	9.77	13.92	<20.0	0.31	<0.1	<1.0	<5.0	<5.0	<20.0	<0.2
NAAQS Limits*			100	60	80	80	400	4	1	5	6	20	100	1
Units			µg/m <sup>3</sup>	µg/m <sup>3</sup>	µg/m <sup>3</sup>	µg/m <sup>3</sup>	µg/m <sup>3</sup>	mg/m <sup>3</sup>	µg/m <sup>3</sup>	µg/m <sup>3</sup>	ng/m <sup>3</sup>	ng/m <sup>3</sup>	µg/m <sup>3</sup>	ng/m <sup>3</sup>

\*N.A.A.Q.S. – National Ambient Air Quality Standards.

\*\* Annual arithmetic mean of minimum 104 measurements in a year at a particular site taken twice a week 24 hourly at uniform intervals.

\*\*\* Hourly Value

### EQUIPMENT CALIBRATION DETAILS

Sr. No.	Equipment Name	Equipment ID	Certificate No.	Calibration Detail	
				Calibrated Date	Calibration Due Date
19-F-95	Flow Calibrator for DGM & Rota meter (Dry Gas Meter)	SATPL/AIR/FC/18	FF03221	16.03.2024	15.03.2025
19-F-95	Flow Calibrator for DGM & Rota meter (Stop Watch)	SATPL/AIR/FC/18	ET03222	16.03.2024	15.03.2025
0219	Top loading Orifice Flow Calibrator	SATPL/AIR/TLOC/22	FF03227	18.03.2024	17.03.2025
1119	Digital Barometric Pressure Indicator	SATPL/AIR/BP/05	ME03228	18.03.2024	17.03.2025
150804037	FINE DUST SAMPLER (PM 2.5)	SATPL/AIR/AAS/37	ASFM/2023-24/205-14	19.03.2024	18.03.2025
150804037	RDS (PM 10)	SATPL/AIR/AAS/37	ASFM/2023-24/205-14	19.03.2024	18.03.2025
150804037	Gaseous Attachment Sample	SATPL/AIR/AAS/37	ASFM/2023-24/205-14	19.03.2024	18.03.2025
55627	Digital Electronic Balance	SL/SMB/41	ACS/456/CM 30/230072	19.03.2024	18.03.2025
NA	Digital Spectrophotometer Model	SL/UV/34	-----	In-house Calibration	

Review By,

Sr. Analyst



-----End of Test Report-----

For Shreeji Aqua Treatment Pvt.Ltd.

Quality Manager  
Authorized Signatory

Pune: Plot No. B-24, H Block, Lal Topi Nagar, Morewadi, MIDC, Pimpri-Chinchwad, Maharashtra 411018.

Lab: 1&4, Shreeji Terrace Apt. Plot No. 53, Purna Nagar, Chikhali, Pune: 411019

Vadodara: Plot No.1, Shah Ind. Park-1, Vadodara-Savli, Lamdapura. 391 775 Dist. Vadodra

Customer Care No.: +919225247365 Email: info@shreejiaqua.com Web: www.shreejiaqua.com

Shreeji Aqua is always subject to improvement for better customer satisfaction, we welcome your feedback on [pune\\_lab@shreejiaqua.com](mailto:pune_lab@shreejiaqua.com)



# SHREEJI AQUA TREATMENT PVT. LTD.

Innovative Environmental Solutions Under One Roof

Accredited by NABL as per ISO/IEC 17025:2017

Certified by ISO 9001:2015, ISO 14001:2015 & ISO 45001:2018

Recognized by Ministry of Environment, Forest & Climate Change (MoEFCC), Govt. of India, New Delhi

● ENVIRONMENT ● FOOD ● ANIMAL FOOD & FEED ● MICROBIOLOGY

Laboratory Recognized by Ministry of Environment, Forest & Climate Change, Govt. of India & NABL Valid Up to 13/06/2026.

Test Report No.	SL/24-25/10/MAA/05M, 39aad, 42ad, 62r, 89x, 99i, 103Y, 111w, 50.	T.R. Date	05/11/2024
Customer Name and Address	M/s. VEDANTA LIMITED VALUE ADDITION BUSINESS, AMONA AND NAVELIM, BICHOLIM – GOA.		
Letter Ref / Date.	Ref. No. 4920073612 dated 14/10/2024		
Sampling Done By	SATPL Representative	Page No.	1 of 1
Month of Sampling	OCTOBER- 2024		

### SAMPLING DETAILS - AMBIENT AIR MONITORING :-

Sampling Location	Location 6 - Compound Wall Towards Maina
Duration of Sampling [Hrs.]	24
Average Ambient Temperature [°C]	28.0
Average Relative Humidity [%]	89

### ANALYSIS REPORT :-

Sr. No.	Report No.	Date of Sampling	Parameters												
			PM <sub>10</sub>	PM <sub>2.5</sub>	SO <sub>2</sub>	NO <sub>x</sub>	NH <sub>3</sub>	CO***	Pb	C <sub>6</sub> H <sub>6</sub>	As	Ni	O <sub>3</sub> ***	B(a)P	
1	SL/24-25/10/MAA/05M	03/10/2024	44.77	22.46	10.42	18.41	<20.0	0.29	<0.1	<1.0	<5.0	<5.0	<20.0	<0.2	
2	SL/24-25/10/MAA/39aad	07/10/2024	48.41	24.12	12.37	14.11	<20.0	0.30	<0.1	<1.0	<5.0	<5.0	<20.0	<0.2	
3	SL/24-25/10/MAA/42ad	10/10/2024	53.15	27.03	9.77	15.23	<20.0	0.28	<0.1	<1.0	<5.0	<5.0	<20.0	<0.2	
4	SL/24-25/10/MAA/62r	14/10/2024	42.43	21.62	11.07	16.31	<20.0	0.27	<0.1	<1.0	<5.0	<5.0	<20.0	<0.2	
5	SL/24-25/10/MAA/89x	17/10/2024	35.06	16.63	9.12	13.13	<20.0	0.31	<0.1	<1.0	<5.0	<5.0	<20.0	<0.2	
6	SL/24-25/10/MAA/99i	21/10/2024	41.65	20.79	10.42	15.87	<20.0	0.30	<0.1	<1.0	<5.0	<5.0	<20.0	<0.2	
7	SL/24-25/10/MAA/103Y	24/10/2024	56.08	28.28	11.72	17.62	<20.0	0.28	<0.1	<1.0	<5.0	<5.0	<20.0	<0.2	
8	SL/24-25/10/MAA/111w	28/10/2024	47.15	23.70	9.77	17.01	<20.0	0.32	<0.1	<1.0	<5.0	<5.0	<20.0	<0.2	
9	SL/24-25/11/MAA/50	31/10/2024	52.47	26.20	8.46	13.48	<20.0	0.29	<0.1	<1.0	<5.0	<5.0	<20.0	<0.2	
NAAQS Limits*			100	60	80	80	400	4	1	5	6	20	100	1	
Units			µg/m <sup>3</sup>	µg/m <sup>3</sup>	µg/m <sup>3</sup>	µg/m <sup>3</sup>	µg/m <sup>3</sup>	mg/m <sup>3</sup>	µg/m <sup>3</sup>	µg/m <sup>3</sup>	ng/m <sup>3</sup>	ng/m <sup>3</sup>	µg/m <sup>3</sup>	ng/m <sup>3</sup>	

\*N.A.A.Q.S. – National Ambient Air Quality Standards.

\*\* Annual arithmetic mean of minimum 104 measurements in a year at a particular site taken twice a week 24 hourly at uniform intervals.


\*\*\* Hourly Value

### EQUIPMENT CALIBRATION DETAILS

Sr. No.	Equipment Name	Equipment ID	Certificate No	Calibration Detail	
				Calibrated Date	Calibration Due Date
19-F-95	Flow Calibrator for DGM & Rota meter (Dry Gas Meter)	SATPL/AIR/FC/18	FF03221	16.03.2024	15.03.2025
19-F-95	Flow Calibrator for DGM & Rota meter (Stop Watch)	SATPL/AIR/FC/18	ET03222	16.03.2024	15.03.2025
0219	Top loading Orifice Flow Calibrator	SATPL/AIR/TLOC/22	FF03227	18.03.2024	17.03.2025
1119	Digital Barometric Pressure Indicator	SATPL/AIR/BP/05	ME03228	18.03.2024	17.03.2025
211004186	FINE DUST SAMPLER (PM 2.5)	SATPL/AIR/AAS/39	ASFM/2023-24/205-16	19.03.2024	18.03.2025
211004186	RDS ( PM 10 )	SATPL/AIR/AAS/39	ASFM/2023-24/205-16	19.03.2024	18.03.2025
211004186	Gaseous Attachment Sample	SATPL/AIR/AAS/39	ASFM/2023-24/205-16	19.03.2024	18.03.2025
55627	Digital Electronic Balance	SL/SMB/41	ACS/456/CM 30/230072	19.03.2024	18.03.2025
NA	Digital Spectrophotometer Model	SL/UV/34	-----	-----	In house Calibration

Review By,

Sr. Analyst



For Shreeji Aqua Treatment Pvt.Ltd.

Quality Manager  
Authorized Signatory

-----End of Test Report-----

Pune: Plot No. B-24, H Block, Lal Topi Nagar, Morewadi, MIDC, Pimpri-Chinchwad, Maharashtra 411018.

Lab: 1&4, Shreeji Terrace Apt. Plot No. 53, Purna Nagar, Chikhali, Pune: 411019

Vadodara: Plot No.1, Shah Ind. Park-1, Vadodara-Savli, Lamdapura. 391 775 Dist. Vadodra

Customer Care No.: +919225247365 Email: info@shreejiaqua.com Web: www.shreejiaqua.com

Shreeji Aqua is always subject to improvement for better customer satisfaction, we welcome your feedback on [pune\\_lab@shreejiaqua.com](mailto:pune_lab@shreejiaqua.com)